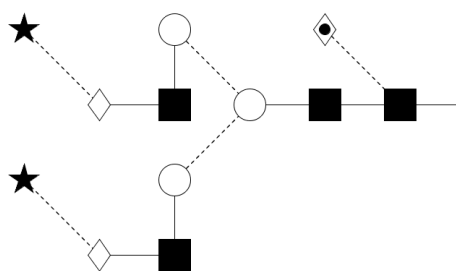


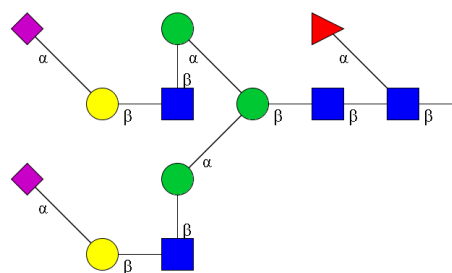
## A2F Glycan

Cat. # CN-A2F-x (where x denotes pack size)

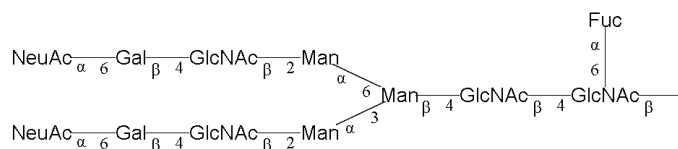
### Structure



*Oxford Notation*



*CFG Notation*



*Text Notation*

**Synonyms :** A2F N-linked oligosaccharide.

**Description:** Di-sialylated, core-fucosylated bi-antennary complex-type N-glycan (oligosaccharide).

**Sources :** A2F glycan is found on many mammalian glycoproteins including thyroglobulin, gamma globulins, and IgG. This product is typically purified from the oligosaccharide pool released from porcine thyroglobulin by hydrazinolysis using a combination of HPLC and glycosidase digestion.

**Form:** Dry. Dried by centrifugal evaporation from an aqueous solution. Contains ammonium salt to stabilise against desialylation.

**Molecular Weight:** 2370

**Purity:** > 90% pure as assessed by a combination of <sup>1</sup>H-NMR and HPLC.

- Storage:** Refridgerate (-20°C) both before and after dissolution. This product is stable for at least 5 years as supplied.
- Shipping:** The product can be shipped at ambient when dry. After dissolution, ship on dry ice.
- Handling:** Allow the unopened vial to reach ambient temperature and tap unopened on a solid surface to ensure that most of the lyophilized material is at the bottom of the vial. Gently remove the cap, add the desired volume of reconstitution medium, re-cap and mix thoroughly to bring all the oligosaccharide into solution. For maximal recovery of oligosaccharide, ensure that the cap lining is also rinsed and centrifuge the reconstituted vial briefly before use. Ensure that any glass, plasticware or solvents used are free of glycosidases and environmental carbohydrates. Minimise exposure to elevated temperatures or extremes of pH. High temperatures and low pH will cause desialylation. High pH will cause epimerisation of the reducing terminus GlcNAc.
- Safety:** This product is non-hazardous and has been purified from natural sources certified to be free of all hazardous material including pathogenic biological agents.
- For research use only. Not for human or drug use**

## Related Products

Ludger Cat. #	Description
CAB-A2F-01	2-AB (2-aminobenzamide) labeled A2F glycan
CAA-A2F-01	2-AA (2-aminobenzopic acid) labeled A2F glycan
CN-A1F-x	A1F Glycan (monosialylated derivative of A2F glycan)
CN-NA2F-x	NA2F Glycan (degalactosylated derivative of A2F glycan)
CN-NGA2F-x	NGA2F Glycan (a substructure of NA2F glycan)

## Warranties and liabilities

Ludger warrants that the above product conforms to the attached analytical documents. Should the product fail for reasons other than through misuse Ludger will, at its option, replace free of charge or refund the purchase price. This warranty is exclusive and Ludger makes no other warrants, expressed or implied, including any implied conditions or warranties of merchantability or fitness for any particular purpose.

Ludger shall not be liable for any incidental, consequential or contingent damages.

This product is intended for *in vitro* research only.

## Document Revision Number

Document # 'CN-A2F-Guide', v3.0